

*LEARN TO FLY*

# CAREER PILOT

COURSE GUIDE 2024.



# Contents

04	FLIGHT TRAINING JOURNEY	14	COURSES	32	5 YEARS TIMELINE	44	SCHOLARSHIPS
06	ABOUT LEARN TO FLY	20	FINANCE OPTIONS	34	FLEET	46	CAREER SERVICES
08	WHY CHOOSE LEARN TO FLY	22	SUCCESS STORIES	38	FLIGHT SAFETY	48	STUDENT SUPPORT
10	GLOBAL COMMUNITY	26	5 STEPS TO BECOME A PILOT	40	CAMPUSES	50	STUDENT ACCOMMODATION
12	LIFE AT LEARN TO FLY	28	DIPLOMA VS BACHELOR	42	ONLINE TRAINING RESOURCES	52	STEPS TO ENROLLMENT
						54	ENQUIRY & SCHOOL TOUR + USEFUL LINKS



# SLING 2

Recreational Pilot Licence (RPL)



# DIAMOND DA40

Private Pilot Licence (PPL)




# DIAMOND DA40

Commercial Pilot Licence (CPL)



# DIAMOND DA42

Multi-Engine Command Instrument Rating (MECIR)



# BOEING 787

Air Transport Pilot Licence (ATPL)

# FLIGHT TRAINING JOURNEY

In just 5 steps, you could be in the cockpit of a Boeing 787!



# About Learn To Fly Melbourne

Founded in 2016, Learn To Fly Melbourne embarked on a mission to redefine aviation training. Our commitment to excellence and accessibility has driven our journey from the very beginning.

Our commitment to delivering top-tier aviation education is reinforced by our recognition as a Part 142 Flight School and accreditation as a Registered Training Organisation (RTO) by the esteemed Australian Skills Quality Authority (ASQA). These credentials highlight our ability to provide nationally recognized training within the Vocational Education and Training (VET) sector.

With a formidable fleet of over 30 aircraft and a dedicated team of more than 30 staff members, we proudly stand as one of the largest flight schools in Australia. This collective endeavour is our commitment to upholding the highest standards in aviation training.

Year in and year out, our aircraft take flight, amassing over 10,000 flight hours annually. This unwavering dedication to flight training underscores our profound passion for and steadfast commitment to aviation education.

Beyond the borders of Australia, our global presence encompasses campuses in Australia, Hong Kong, and Singapore. Our primary flight training base is strategically situated at Moorabbin Airport in Melbourne, Australia. At Moorabbin, we've purpose-built facilities, each dedicated to specific aspects of aviation education.

Our Moorabbin facilities boast state-of-the-art resources, including dedicated buildings for flight operations, theory instruction, and simulation training. These world-class facilities ensure that each student receives top-tier education and practical experience.

Our diverse community of over 150 private and diploma students hails from various corners of the globe. This inclusivity enriches our learning environment, reflecting our core values of accessibility and excellence.

From our inception to our global expansion, Learn To Fly Melbourne remains steadfast in our commitment to excellence, innovation, and making aviation education a reality for all.





# Why choose Learn To Fly?

Studying at Learn To Fly Melbourne offers you unparalleled aviation education, a global network, and the resources to excel in your aviation career. Join us on your journey to the skies!

**11,000+**  
flying hours annually

**7**  
locations in 5 countries

**200+**  
students from 18 different countries  
studying with LTF

**30**  
aircraft

**1**  
sole Diamond Aircraft Flight School  
in VIC

**100+**  
hours of online flight training  
videos

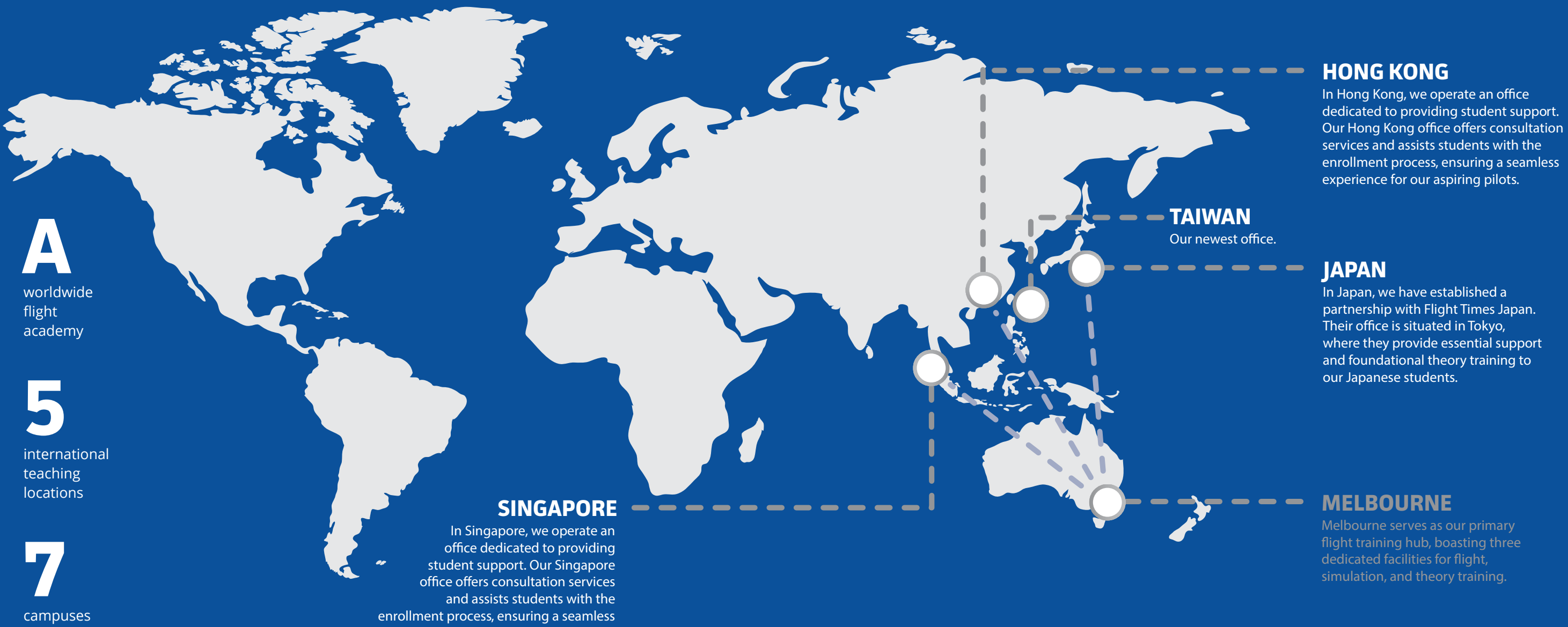
**2**  
diploma programs are eligible  
for VET student loans

**3**  
different types of scholarships





# Our Global Graduates



# Life at Learn To Fly?

Join us for these thrilling escapades and create memories that soar.

## Sport

At Learn To Fly, we're not just about aviation; we're about fostering a vibrant and inclusive community. Our sports teams, including two soccer teams competing in different local soccer leagues, invite all our students to join in on the action. You're more than welcome to attend our training sessions and even have the chance to represent our school on the field. Whether you're a soccer enthusiast, eager to make new friends, or simply looking to stay active, we encourage you to be a part of our sports community.



## Campus life

Learning to fly extends beyond the classroom and cockpit. Engaging in campus life is a vital aspect of your journey with us. It's the ideal way to form lasting friendships and grow both personally and professionally. We regularly organise social events right here at the school, complete with delicious food. It's a great opportunity to connect with fellow students, discuss anything under the sun, or seek study assistance from your classmates. At Learn To Fly, we believe in supporting your holistic growth.

## Flyaway events

Our excitement for aviation takes us beyond the skies. Throughout the year, we plan exhilarating flyaway events. These adventures allow you to explore new horizons by visiting places you've never been or embarking on short trips to nearby destinations. Whether it's discovering new locales or enjoying a scenic lunch flight, our flyaway events promise unforgettable experiences that expand your aviation journey beyond the cockpit.



# Courses

## AVI 50222 Diploma of Aviation (Commercial Pilot Licence - Aeroplane)

CRICOS course code: CPL - 109225M

Duration  
**60**  
weeks

Flying hours  
(aircraft & simulator)  
**153.5**  
hours

### CASA Qualifications Gained

Recreational Pilot Licence, Private Pilot Licence and Commercial Pilot Licence.

### Who should attend

Individuals aspiring to pursue a career as a pilot.

### Pricing

See the most up-to-date pricing on our website. Simply scan the QR code provided, visit the page, and download the "Tuition Fee Schedule".

### Finance options

VET Student Loan (VSL) is available for eligible students.



Are you aiming for a career as a pilot? Obtaining a Commercial Pilot Licence (CPL) is the crucial first step on your journey, and that's precisely what this program offers. Our AVI 50222 Diploma of Aviation (Commercial Pilot Licence - Aeroplane) is designed to guide you through the process of obtaining a Recreational Pilot Licence, Private Pilot Licence, and Commercial Pilot Licence in just 60 weeks. It serves as a solid foundation, paving the way for a successful career in aviation.

Upon completing this program, you'll have the opportunity to further your pilot training. You can choose to pursue the AVI50519 Diploma of Aviation (Instrument Rating) or the Flight Instructor Rating (FIR). It's important to note that both of these programs require you to have successfully completed this program beforehand.

## Five modules of training.

The Commercial Pilot Licence (CPL) marks the initial phase of the path toward becoming a pilot. It encompasses a comprehensive blend of theoretical knowledge and hands-on flight training spread across five modules of instruction.

1

### Training Module 01

RPL Training, PPL Theory  
11 Weeks

2

### Training Module 02

RPL Training, CPL Theory  
11 Weeks

3

### Training Module 03

PPL Training, CPL Theory  
11 Weeks

4

### Training Module 04

PPL & CPL Training, CPL Theory  
11 Weeks

5

### Training Module 05

CPL Training, CPL Theory  
12 Weeks



”

Through Learn To Fly Melbourne, I completed my Commercial Pilots Licence, Diploma of Aviation and Night Rating. After completing the initial training in Townsville, I relocated to the main facility in Moorabbin where I transitioned from the Cessna 172 to the Diamond DA 40 with G1000, became familiar with the complex operating procedures around Melbourne and completed my final flight tests and studies. I am extremely grateful to those at LTF who allowed me to achieve my goal of attaining my CPL.”

**Coen Johnston**



Do you aspire to become an airline pilot? To fulfil this dream, you'll need the skills to pilot multi-engine aircraft and navigate through clouds. A Commercial Pilot Licence alone won't suffice; you must also obtain a Multi-Engine Class Rating and a Multi-Engine Command Instrument Rating (MECIR). This comprehensive AVI50519 Diploma of Aviation (Instrument Rating) program is designed to equip you with these essential qualifications.

The complete training program spans a duration of 13 weeks. In the initial phase, you will delve into the fundamentals of instrument rating theory in a classroom setting. Your training journey will kick off with night-flying instruction. Subsequently, you'll acquire the skills for piloting multi-engine aircraft. Following this, you will commence your IFR

(Instrument Flight Rules) training and you will master IFR procedures using both the Diamond DA42 flight simulator and the Diamond DA42 aircraft.

## AVI50519 Diploma of Aviation (Instrument Rating)

CRICOS course code: Instrument Rating - 105756E

Duration	Flying hours (aircraft & simulator)
<b>13</b> weeks	<b>50.9</b> hours

### CASA Qualifications Gained

Multi-Engine Class Rating and Multi-Engine Command Instrument Rating (MECIR) | \*With MECIR, you can also fly at night.

### Who should attend

Aspiring airline pilots or individuals looking to broaden their horizons by gaining the ability to fly multi-engine aircraft under Instrument Flight Rules (IFR).

### Pricing

See the most up-to-date pricing on our website. Simply scan the QR code provided, visit the page, and download the "Tuition Fee Schedule".

### Finance options

VET Student Loan (VSL) is available for eligible students.





# Four modules of training.

The Multi-Engine Class Rating and Multi-Engine Command Instrument Rating allow pilots to fly for departure, flight and arrival without visual reference or in marginal weather and light conditions under Instrument Flight Rules (IFR).

## Training Module 01

Night VFR Training,  
Instrument Rating Theory  
3 Weeks

1

## Training Module 02

Multi-Engine Class Rating  
3 Weeks

2

## Training Module 03

Instrument Rating Training  
4 Weeks

3

## Training Module 04

Instrument Rating Training  
3 Weeks

4

”

Having an Instrument Rating not only allows you to fly in more weather conditions –learning how to operate under IFR broadens your aviation knowledge and gives you a competitive advantage when applying to airlines. Learn To Fly goes above and beyond to help you succeed and be prepared for your career.”

**Chunki (Peter) Cheung**





# Flight Instructor Rating

Duration  
**13**  
weeks

Flying hours  
**36**  
hours

## CASA Qualifications Gained

Flight Instructor Rating.

## Who should attend

Individuals aspiring to pursue a career as a flight instructor

## Pricing

See the most up-to-date pricing on our website.  
Simply scan the QR code provided to visit the page.

## Finance options

Instalments.  
Contact us for more details.



This 13-week Flight Instructor Rating program is designed to prepare you for a rewarding career as a flight instructor. It's an optional program that you can pursue either after completing your AVI 50222 Diploma of Aviation (Commercial Pilot Licence - Aeroplane) or after both your AVI 50222 Diploma of Aviation (Commercial Pilot Licence - Aeroplane) and AVI50519 Diploma of Aviation (Instrument Rating).

Acquiring a Flight Instructor Rating enables you to share your aviation knowledge and skills with aspiring pilots, passing on your expertise to the next generation.

Many pilots choose to start their careers as flight instructors for several compelling reasons. Firstly, it offers a relatively easier pathway to find employment, given the high demand for instructor positions. Secondly, it provides an opportunity to accumulate flight hours rapidly, making it an attractive choice for individuals aiming to gain valuable flying experience before pursuing airline opportunities.

”

The Flight Instructor Rating at Learn to Fly was a brilliant opportunity to learn new skills from a variety of industry professionals. The experienced instructors running the program helped me to better my flying skills while giving me valuable tips to help teach a variety of students. Since completing the FIR I have been fortunate enough to begin my instructing career at Learn to Fly, and am grateful for the continued support I receive from the instructing team.”

**Summer Russell**







# Finance Options

Start mapping your airline pilot career by researching what financing options are available to you for flight training.

## VET Student Loans (VSL)


VET Student Loans (VSL) is an Australian Commonwealth Government loan program that provides tuition fee loans to full fee-paying students who meet VSL eligibility requirements, allowing them to obtain qualifications and then repay the loan once they start earning an income.

This government-backed loan program provides a practical way to fund your training, allowing you to focus on your studies without financial stress.

Learn To Fly Australia Pty Ltd (trading as Learn To Fly Melbourne) is proud to be a VET Student Loans approved course provider (RTO 45684) for the following courses:

- AVI50222 Diploma of Aviation (Commercial Pilot Licence - Aeroplane)
- AVI50519 Diploma of Aviation (Instrument Rating)

Please scan the QR code to learn more.



## Instalments

We break down the diploma courses into training modules. Instead of paying the entire course fee upfront, you have the convenience of paying for each training module as it approaches. This approach ensures that your investment aligns with your progress, offering financial flexibility without compromise. It's one more way we're dedicated to making aviation education accessible to everyone.





# Success Stories

At Learn To Fly, we take immense pride in the accomplishments of our graduates. Their journeys from aspiring aviators to skilled professionals inspire us daily. Here are a few success stories that showcase the remarkable achievements of our alumni.

## Coen - Diploma of Aviation (Commercial Pilot Licence - Aeroplane) Graduate (Class of 2020):

Coen is a shining example of success. He graduated with a Diploma of Aviation.

(Commercial Pilot Licence - Aeroplane) in 2020 and has since taken on the role of a pilot for a private aircraft owner. Coen's journey exemplifies how our training can open doors to diverse aviation careers.



These success stories reflect the dedication, commitment, and excellence that define our graduates and our training programs at Learn To Fly. We look forward to celebrating more accomplishments with our future aviators.



## Peter - Dual Graduate (Diploma of Aviation CPL-A and Instrument Rating) (Class of 2020):

Peter is a true testament to the quality of our programs. He was an overseas student from HK, having completed both the Diploma of Aviation (Commercial Pilot Licence - Aeroplane) and the Diploma of Aviation (Instrument Rating) in 2020, he has transitioned seamlessly into the role of a flight instructor. His story is a prime example of how Learn To Fly can equip you with the skills and knowledge to excel in your aviation career.



## Benson - Diploma of Aviation (Instrument Rating) Graduate (Class of 2022):

Benson, a determined learner, completed his Diploma of Aviation (Instrument Rating) in 2022. Today, he's soaring high as a skydiving pilot in Queensland. His journey from student to professional pilot is a testament to dedication and hard work.





# 5 Steps to Become an Airline Pilot



## 1

### Diploma of Aviation (Commercial Pilot Licence - Aeroplane)

#### Recreational Pilot Licence (RPL)

Your journey begins with obtaining an RPL. This licence introduces you to the fundamentals of flying, allowing you to pilot a single-engine aircraft.

#### Private Pilot Licence (PPL)

During PPL training, you'll not only build on your foundational flying skills but also learn essential navigation techniques.

#### Commercial Pilot Licence (CPL)

Transitioning to a CPL equips you with the skills needed for a professional pilot career.

## 2

### Diploma of Aviation (Instrument Rating)

#### Multi-Engine Class Rating

This rating allows you to operate multi-engine aircraft, expanding your capabilities and making you a more versatile pilot.

#### Multi-Engine Command Instrument Rating (MECIR)

The MECIR is a crucial step towards an airline pilot career. It qualifies you to fly multi-engine aircraft under instrument flight rules (IFR), preparing you for airline operations.

## 3

### Flight Instructor Rating (FIR)

If you wish to teach others to fly, the FIR provides the necessary qualifications. It's an optional step for those interested in becoming flight instructors.

## 4

### Gain Experience

After obtaining your licences and ratings, it's time to accumulate flight hours and experience. You can work as a flight instructor, engage in various flying roles, and continue to refine your skills.

## 5

### Airline Pilot Job

With the required flight hours and qualifications, you're ready to pursue your dream job as an airline pilot. This is the culmination of your training and dedication, opening doors to exciting career opportunities in the aviation industry.

# Diploma vs Bachelor

WHEN CHOOSING THE PATH TO BECOME AN AIRLINE PILOT AND LAUNCHING YOUR AVIATION CAREER, IT'S IMPORTANT TO CONSIDER YOUR OPTIONS WISELY. MANY INDIVIDUALS INSTINCTIVELY LEAN TOWARDS PURSUING A BACHELOR'S DEGREE, ASSUMING IT HOLDS GREATER PRESTIGE AND VALUE THAN A DIPLOMA. HOWEVER, LET'S EXAMINE THE FACTS.

Take Qantas, for example, a renowned airline. When you explore their recruitment requirements, which can be found on their website, you'll discover that they prioritise flying qualifications and experience above all else. Whether you hold a bachelor's or diploma certificate is not their primary concern.

Now, consider this: with our diploma program, you can acquire the essential qualifications to work as a pilot in just 60 weeks. For those aiming higher, an additional 13 weeks for a Flight Instructor Rating can make you even more employable. In a mere 1.5 years from the start of your journey, you could be ready to take flight as a pilot, armed with the necessary qualifications.

By choosing a bachelor's program, you're essentially investing an additional 1.5 years in academic study, time that could be better spent accumulating more flying experience and qualifications.

Furthermore, the extra funds spent on a bachelor's degree could instead be directed towards obtaining multiple additional flying qualifications, which will help you more as a pilot.

So, if your goal is to fast-track your aviation career and gain practical experience quickly, the diploma program stands as the clear, efficient, and cost-effective choice.

For those who still envision pursuing a bachelor's degree in the future, we highly recommend considering other bachelor programs, such as those in fields like Accounting or Information Technology (IT). These degrees not only broaden your skill set but also provide a valuable backup plan. While obtaining a bachelor's in aviation may not significantly benefit your aviation career, studying another subject can prepare you for alternative opportunities. In the event of unforeseen circumstances, such as the challenges posed by the COVID-19 pandemic, having a second career option can prove invaluable, offering you flexibility and security in your professional journey.

	Diploma Pathway	Bachelor Pathway
<b>Program</b>	Diploma of Aviation (Commercial Pilot Licence - Aeroplane)  Diploma of Aviation (Instrument Rating)  Flight Instructor Rating	Bachelor of Aviation
<b>Total Duration</b>	Around 20 Months Duration	36 Months Duration
<b>Flying Hours</b>	Around 240 Flight Hours	Around 200 Flight Hours
<b>Total Cost</b>	Around \$152K Cost	Around \$240K* Average Cost
<b>CASA Qualifications</b>		
Commercial Pilot Licence	✓	✓
Multi-Engine Class Rating	✓	✓
Multi-Engine Command Instrument Rating (MECIR)	✓	✓
Flight Instructor Rating	✓	✗
<b>Career Opportunities</b>		
Survey Pilot	✓	✓
Charter Pilot	✓	✓
Flight Instructor	✓	✗

\* Average Price

Diploma Pathway



Around  
**20**  
months  
duration

Around  
**240**  
flight hours

Around  
**152K**  
cost

Career Opportunities

- Survey Pilot
- Charter Pilot
- Flight Instructor

Program

Diploma of Aviation (Commercial Pilot Licence - Aeroplane)

Diploma of Aviation (Instrument Rating)

Flight Instructor Rating

CASA Qualification

Commercial Pilot Licence

Multi-Engine Class Rating

Multi-Engine Command Instrument Rating (MECIR)

Flight Instructor Rating

Bachelor Pathway

Program

Bachelor of Aviation

**36**  
months  
duration

Around  
**200**  
flight hours

Around  
**240K\***  
average cost

Career Opportunities

- Survey Pilot
- Charter Pilot



# 5 Years Timeline

As an LTF graduate, you will achieve your goal faster than your peers with greater qualifications that open more career opportunities.

Consider a scenario where a student aspires to enter the airline industry and plans to complete the Commercial Pilot Licence (CPL), Multi-Engine

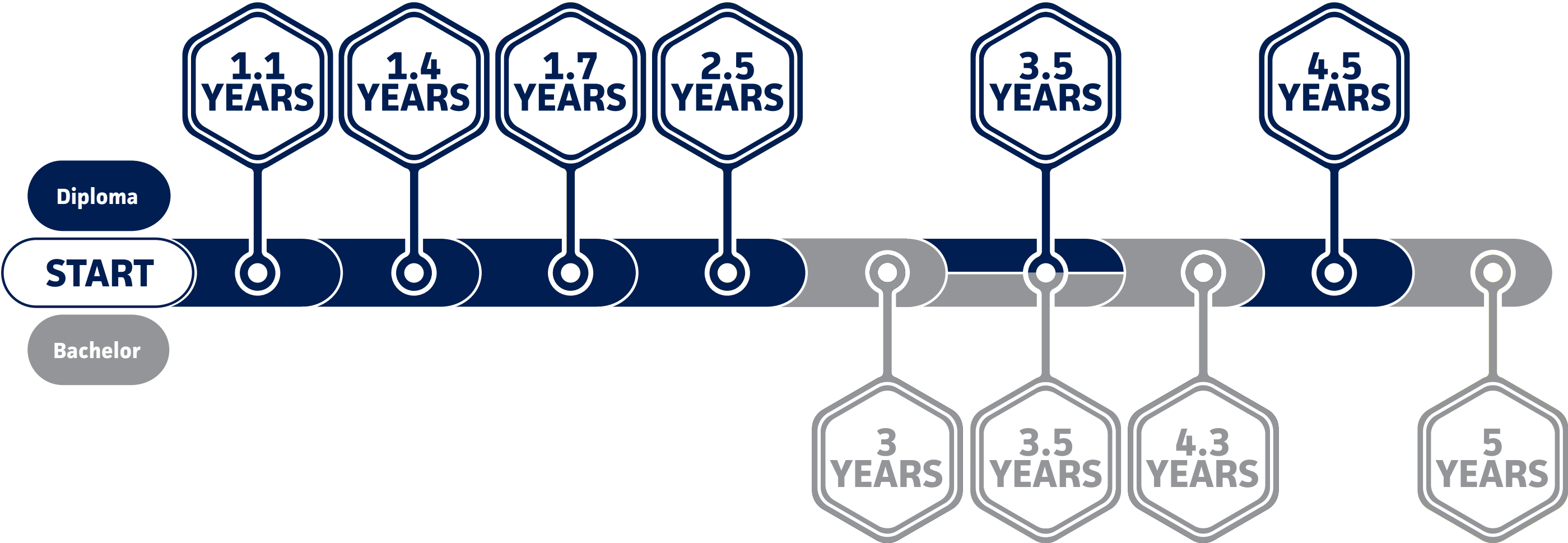
Command Instrument Rating (MECIR), and Flight Instructor Rating (FIR) to gain the necessary experience for a direct entry officer position with one of the Australian airlines, based on the requirements listed on their website as of October 2023. Now, let's examine the timelines for both the diploma and bachelor pathways.

Diploma

- 1.1 Years - Achieved CPL, roughly 155 total flying hours
- 1.4 Years - Achieved MECIR, roughly 210 total flying hours
- 1.7 Years - Achieved Flight Instrument Rating (FIR), roughly 250 totally flying hours. Start working as a Grade 3 flight instructor
- 2.5 Years - Upgrade to a Grade 2 Flight Instructor, roughly 500 total flying hours
- 3.5 years - Upgrade to a Grade 1 Flight Instructor, roughly 1,000 - 1,100 total flying hours. Ready to teach night, multi-engine and instrument flying
- 4.5 years - Ready to apply for airlines (The average for airline carriers in Australia)

Bachelor

- 3 Years - Achieved CPL, MECIR, roughly 200 total flying hours
- 3.5 Years - Achieved Flight Instrument Rating (FIR), roughly 250 totally flying hours. Start working as a Grade 3 flight instructor
- 4.3 Years - Upgrade to a Grade 2 Flight Instructor, roughly 500 total flying hours
- 5 Years - Still working as a Grade 2 Flight Instructor



# Fleet

**AT LEARN TO FLY MELBOURNE, YOU'LL HAVE THE PRIVILEGE OF TRAINING WITH CUTTING-EDGE AIRCRAFT, ENSURING YOU GAIN THE CONFIDENCE AND SKILLS REQUIRED FOR A SUCCESSFUL AVIATION JOURNEY.**

Our flying school boasts one of Australia's most extensive aircraft fleets, underlining our dedication to delivering top-tier training. Our diverse and contemporary selection of aircraft reflects our commitment to excellence.

Each aircraft is meticulously maintained to the highest standards of safety and performance, ensuring that you receive the best possible training. Notably, we stand out as the sole Diamond Aircraft operator in Victoria, adding an extra layer of excellence to your training experience.



**Top right: Cessna 172**  
**Bottom right: Diamond DA40**







Top: Sling  
Left: Diamond DA42



# Flight Safety

*Ensuring the safety of flight operations is and always will be our number one priority at Learn To Fly.*



Safety is something we take very seriously at Learn To Fly. A cornerstone of our operation is to ensure that we maintain a positive and transparent safety culture. We foster a “Just Culture” reporting environment that encourages open and honest communication between students, instructors and staff about safety-related issues. We acknowledge that flight training involves risk, and ensure that we focus on risk minimisation. Our support team includes dedicated Safety Managers, and our commitment to safety remains of the utmost importance as we continue to expand.





# Campuses



## Flight Operations Building

Our Flight Operations Building provides easy access to the aircraft parking and apron area. It serves as the central hub for flight-related activities. Instructors and students alike will frequently visit this building, making it the starting point for their flight journeys.

## Theory Centre

The Theory Center is the heart of our diploma programs. Located at our main campus, it's dedicated to our diploma students and is where all theory classes take place. Additionally, it houses our main office, serving as the headquarters for student support services and our RTO team, ensuring a seamless and supportive learning environment.



## Simulation Centre

Just a short 5-minute walk from our Flight Operations Building, the Simulation Center is where the magic of simulation training happens. This building features our advanced Diamond DA42 and Cessna 172 simulators. Students come here to engage in immersive and highly realistic simulation exercises, further enhancing their aviation skills and knowledge.





# Online Training Resources

We empower our students with a cutting-edge online learning portal. Upon enrollment, you'll receive your unique login credentials, granting you 24/7 access from anywhere in the world.

## Comprehensive Theory Courses

For theory, our online learning portal offers a treasure trove of online RPL, PPL, and CPL theory courses. This means you can delve into your studies at your own pace, whenever and wherever suits you.

## In-Depth Flight Training Videos

To enhance your flight training, we've meticulously curated over 50 training videos in 2 languages, covering both RPL and PPL syllabi. These videos serve as invaluable tools to prepare you before each flying lesson, ensuring you're primed for success. Plus, they provide an excellent resource for revision, allowing you to reinforce your knowledge after lessons.

Our online training resources are designed to make your learning journey flexible, accessible, and efficient, ensuring you're well-prepared for every step of your aviation adventure.





# Scholarships

## Accommodation Scholarship

At Learn To Fly Melbourne, we recognise the unique needs of our international students who choose to study in Australia with us and reside in our dedicated student accommodation.

This scholarship is exclusively designed for international students with the added benefit of staying in our convenient and comfortable student accommodation when they study with us. It's our way of providing financial relief and ensuring you have a seamless and enjoyable experience while pursuing your aviation education.

You can scan the QR code below to learn more about our scholarships program.



## Academic Scholarship

The pursuit of aviation excellence is at the heart of Learn To Fly Melbourne's mission. We are committed to recognizing and nurturing the outstanding academic achievements of our students through the Academic Scholarship.

This scholarship stands as a motivator for extraordinary performance, inspiring students to reach for academic brilliance as they embark on their aviation education journey. Additionally, we aim to honor those students who aspire to impact the lives of their peers by becoming mentors.

## Woman in Aviation Scholarship

Our "Women In Aviation Scholarship" is designed to empower and support aspiring female pilots in pursuing their dreams of flight. We believe that gender should never be a barrier to achieving excellence in aviation.

This scholarship is dedicated to providing financial assistance and opportunities for women who are passionate about aviation. It's not just about breaking barriers; it's about soaring above them. The "Women In Aviation Scholarship" aims to bridge the gender gap in the cockpit and inspire future generations of female aviators.





# Career Services

**Your journey toward a successful aviation career begins the moment you enrol at Learn To Fly Melbourne.**

At LTF, we are not only an aviation school; we also offer job opportunities to our graduates. In fact, more than 70% of our instructors graduated from our school.

Beyond your regular classes, our Career Services is dedicated to providing you with comprehensive support to enhance your personal skills, establish a robust professional network, and broaden your career horizons.

Our accomplished career coach has successfully assisted over 250 pilots in securing positions with prestigious airlines worldwide, including QantasLink, Qantas, Rex, Cathay Pacific, Singapore Airlines, Scoot, Jetstar, and many more.

For both current students and alumni, our Career Services extends a helping hand with:

- Consultation: Through personalised consultation, we identify your career goals and provide guidance on post-graduation steps to help you prepare better for your aviation journey.
- Personalised Coaching: Access free one-on-one coaching sessions tailored to your career aspirations.
- Industry Engagement: Attend exclusive industry events to connect with aviation professionals.
- Resume Enhancement: Benefit from expert resume reviews to make your credentials stand out.
- LinkedIn Mastery: Learn the art of optimising your LinkedIn profile for industry networking.
- Mock Interviews: Gain confidence through mock interviews designed to prepare you for real-world opportunities.



We are committed to introducing you to the right individuals and equipping you with the confidence to unlock any door on your career path. Your success is our priority, and we are here to support you every step of the way.





# Student Support



## At Learn To Fly, your success and well-being are our top priorities.

Our comprehensive student support services and networks are designed to guide you on your flight training journey and ensure you stay both healthy and happy.

We understand that life's challenges can sometimes affect your studies. That's why we provide a safe, friendly, and confidential environment for our students to seek help. Whether you're dealing with personal issues, mental health concerns, or simply need someone to talk to, our counselling services are available both in person and online.

We can also connect you with peers who share your interests, facilitating information exchange and network building. Additionally, our peer monitoring program allows new students to request mentorship from experienced senior students.

---

### Email


[studentsupport@learntofly.edu.au](mailto:studentsupport@learntofly.edu.au)






# Student Accommodation



 22 – 24 Northern Ave,  
Moorabbin Airport,  
VIC 3194, Australia

 5 Kallista Crt,  
Cheltenham

 3 Virginia Crt,  
Mentone

## Key Benefits

### Proximity

Both accommodations are conveniently located within a short 15-minute walking distance from our school, saving you time and money on transportation.

### Fully Furnished

Say goodbye to the hassle of moving furniture. Our accommodations come fully furnished, providing you with everything you need for a comfortable stay.

### Affordability

We understand the financial challenges students often face, so we offer reasonably priced options to make your stay more affordable.

### Community

Living with other flight training students offers a unique opportunity to connect, share experiences, and build lasting friendships with like-minded individuals.

For our international students, we offer two conveniently located accommodations, both within a 15-20 minute walk from the school. They are a popular choice among students seeking to minimise living expenses while enjoying the camaraderie of fellow flight training students.









# Steps to Enrollment

**Starting your aviation journey with Learn To Fly Melbourne is a seamless and rewarding experience. Our commitment lies in facilitating a well-guided and hassle-free path to enrollment. Allow us to present a step-by-step walkthrough of the admission and application procedure.**

If you have any questions, feel free to reach out to our admissions advisors. We are here to assist you with any questions you may have about our programs, admission requirements, or the application process. We're also committed to supporting you every step of the way, from the moment you express interest in our programs to your successful career takeoff. Your dreams of becoming a skilled pilot are closer than ever, and we're excited to welcome you to our aviation family.

## 1

Go to the diploma page and check the entry requirements.

## 2

Once you have selected your desired program and confirmed your eligibility, proceed with the application submission online through our diploma page. Our user-friendly online application portal makes the process quick and efficient.

## 3

After receiving your application, our admissions team will review it carefully. They will verify your eligibility, academic qualifications, and any other prerequisites relevant to your chosen program.

## 4

Both of our diploma programs require an interview as part of the application process. Our admissions team will guide you through the interview scheduling and preparation.

## 5

Upon successful review and assessment of your application, you will receive an official acceptance letter from Learn To Fly Melbourne. This letter confirms your enrollment in your chosen program.

## 6

Secure your spot by confirming your enrollment as instructed in your acceptance letter.

## 7

With enrollment confirmed, you're all set to begin your aviation adventure. Before the course starts, you'll be invited to attend the Orientation Program.



# Enquiry & School Tour + Useful Links

## Get Real Answers From Real Pilots

Schedule a school tour with us and meet one of our pilots. Discuss your concerns, find out about current hiring, learn the industry trends, and gain career advice and insight from current pilots who are ready to help you.



## Useful Links

### VET Student Loan

<https://learntofly.edu.au/vet-student-lons/>



### Student Accommodation

<https://learntofly.edu.au/moorabbin-airport-student-pilot-accommodation/>



### AVI50222 Diploma Of Aviation (Commercial Pilot Licence - Aeroplane)

<https://learntofly.edu.au/pilot-training-courses/avi50519-diploma-of-aviation-instrument-rating/>



### AVI50519 Diploma of Aviation (Instrument Rating)

<https://learntofly.edu.au/pilot-training-courses/avi50519-diploma-of-aviation-instrument-rating/>



### Flight Instructor Rating

<https://learntofly.edu.au/pilot-training-courses/flight-instructor-rating-fir/>



### Scholarship

<https://learntofly.edu.au/scholarships>







hello@learntofly.edu.au | [www.learntofly.edu.au](http://www.learntofly.edu.au)

